

# **Community Attitude and Interest Survey**

---

## **Executive Summary of Citizen Survey Results**

### **Overview and Methodology**

The Park District of Highland Park conducted a Community Attitude and Interest Survey during the fall of 2009. The purpose of the survey was to help identify needs and improvements regarding Park District parks, facilities, programs and services and to assist the Park District in planning for and prioritizing future projects. The survey was designed to obtain statistically valid results from households throughout the Park District of Highland Park. The survey was administered by a combination of mail and phone.

Leisure Vision worked extensively with Park District of Highland Park officials in the development of the survey questionnaire. This work allowed the survey to be tailored to issues of strategic importance to effectively plan the future system.

Leisure Vision mailed surveys to a random sample of 4,000 households throughout the Park District. Approximately three days after the surveys were mailed each household that received a survey also received an electronic voice message encouraging them to complete the survey. In addition, about two weeks after the surveys were mailed Leisure Vision began contacting households by phone. Those who indicated they had not returned the survey were given the option of completing it by phone.

The goal was to obtain a total of at least 800 completed surveys from Park District of Highland Park households. This goal was accomplished, with a total of 853 surveys having been completed. The results of the random sample of 853 households have a 95% level of confidence with a precision of at least +/-3.4%.

The following pages summarize major survey findings:

## Major Survey Findings

- **Visitation of Park District Parks.** Ninety-three percent (93%) of households have visited Park District of Highland Park parks during the past 12 months. This is significantly higher than the national average of 72%, and the Illinois average of 78%. Of the 93% of households that have used Park District parks during the past 12 months, 95% rated the parks as either excellent or good. This is significantly higher than the national average of 85%, and higher than the Illinois average of 89%.
- **Use of Various Park District Parks and Recreation Facilities.** Seventy percent (70%) of households have used Sunset Woods Park during the past 12 months, and 66% have used the Recreation Center of Highland Park. The other Park District parks and recreation facilities used most frequently during the past 12 months are: Hidden Creek AquaPark (50%), Heller Nature Center (46%), and Larry Fink Memorial Park (45%).
- **Need for Parks and Recreation Facilities.** The parks and recreation facilities that the highest percentage of households have a need for are: walking and biking trails (80%), lakefront parks (77%), small neighborhood parks (73%), nature center and trails (64%), indoor fitness and exercise facilities (58%), indoor running/walking track (58%), and outdoor swimming pools/water parks (55%).
- **Most Important Parks and Recreation Facilities.** Based on the sum of their top four choices, the parks and recreation facilities that households rated as the most important are: walking and biking trails (45%), lakefront parks (35%), small neighborhood parks (28%), indoor fitness and exercise facilities (25%), and nature center and trails (20%).
- **Participation in Park District Recreation and Sports Programs.** Forty-nine percent (49%) of households have participated in Park District of Highland Park recreation or sports programs during the past 12 months. This is significantly higher than the national average of 30%, and higher than the Illinois average of 38%. Of the 49% of households that have participated in Park District of Highland Park recreation or sports programs during the past 12 months, 93% rated the overall quality of the recreation programs as either excellent or good, and 87% rated the overall quality of the sports programs as either excellent or good.
- **Ways Households Learn About Park District Programs and Activities.** The Park District program guide (82%) is by a wide margin the most frequently mentioned way respondents learn about Park District of Highland Park programs and activities. The other most frequently mentioned ways respondents learn about Park District programs and activities are: friends and neighbors (40%), Park District website (38%), and Park District print newsletters (37%).

---

## Community Attitude and Interest Survey for the Park District of Highland Park

- **Organizations Used for Indoor and Outdoor Recreation and Sports Activities.** The organizations used by the highest percentage of households for indoor and outdoor recreation and sports activities during the past 12 months are: the Park District of Highland Park (71%), school facilities (40%), Lake County Forest Preserve District (38%), neighboring communities (28%), and private clubs (27%).
- **Use of Lakefront Parks and Facilities.** Sixty-one percent (61%) of households have used Rosewood Park and Beach during the past 12 months, and 50% have used Central Park/Park Ave. Beach during the past 12 months.
- **Need for Recreation Programs.** The recreation programs that the highest percentage of households have a need for are: adult fitness and wellness programs (55%), special events (42%), nature programs/environmental education (36%), and youth sports programs (33%).
- **Most Important Recreation Programs.** Based on the sum of their top four choices, the recreation programs that households rated as the most important are: adult fitness and wellness programs (40%), youth sports programs (21%), youth summer camp programs (18%), and special events (17%).
- **Recreation Programs Participated in Most Often at Park District Facilities.** Based on the sum of their top four choices, the recreation programs that households have participated in most often at Park District facilities are: adult fitness and wellness programs (25%), youth sports programs (19%), youth summer camp programs (13%), and special events (11%).
- **Golf Course Use.** Twenty-nine percent (29%) of households have played at the Sunset Valley Golf Course during the past 12 months, and 25% have played at the Highland Park County Club Golf Course during the past 12 months.  
  
Forty-one percent (41%) of households think the community needs two golf courses, 43% do not think the community needs two golf courses, and the remaining 16% of households did not provide a response.
- **Items to Develop at a Converted Golf Course.** Based on the sum of their top four choices, the items that households would most support being developed at a converted golf course are: walking/biking trails (53%), natural areas for passive use (32%), and upgraded and enhanced indoor fitness facilities (32%).
- **Potential Improvements to Park District Lakefront Parks.** Based on the sum of their top three choices, the improvements that households feel are most important to make to lakefront parks are: restrooms (55%), swimming beach areas (54%), walking trails (42%), and bluff, ravine and shoreline restoration (39%).

---

## Community Attitude and Interest Survey for the Park District of Highland Park

- **Most Important Actions to Improve the Parks and Recreation System.** Based on the sum of their top four choices, the actions that households are most supportive of the Park District of Highland Park taking to improve the parks and recreation system are: improve the lakefront (53%), upgrade and enhance existing walking and biking trails (46%), upgrade and enhance existing neighborhood parks (35%), and connect the Skokie Valley Bike Path with the Heller Nature Center grounds (32%).
- **Paying Additional Taxes to Fund Construction and Development of New and Current Facilities.** Thirty-seven percent (37%) of households would pay a tax increase of at least \$40 per year for bonds to pay for major construction and development costs of current and/or new facilities. It should also be noted that 65% of households would pay some amount of annual tax increase for bonds to pay for major construction and development costs of current and/or new facilities.
- **Reasons Preventing the Use of Park District Parks, Facilities or Programs More Often.** The most frequently mentioned reasons preventing households from using Park District parks, recreation and sports facilities or programs more often are: program times are not convenient (28%), fees are too high (27%), and program or facility not offered (18%).
- **Level of Satisfaction with the Overall Value of the Park District.** Seventy-seven percent (77%) of respondents are either very satisfied or somewhat satisfied with the overall value their household receives from the Park District of Highland Park, compared to only 7% who are either very dissatisfied or somewhat dissatisfied. In addition, 11% of respondents indicated “neutral” and 5% indicated “don’t know”.



# Park District of Highland Park Community Survey

October 2013

The Park District of Highland Park launched an online Community Survey on September 16, 2013.

Residents were offered the incentive of being entered into a drawing for six Park District Play Packs. One survey was allowed per IP address.

The survey closed on October 1, 2013.



# Survey Distribution and Advertising

Survey posted on the Park District's website

Survey advertised in the Park District's Discover print newsletter delivered to every household

Survey advertised in the City of Highland Park's print newsletter delivered to every household

Survey link pushed electronically to the Park District's database

Survey link pushed electronically to the City of Highland Park's database

Survey link distributed through social media

Survey hard copies were available at West Ridge Center, the Recreation Center of Highland Park, and the Highland Park Library

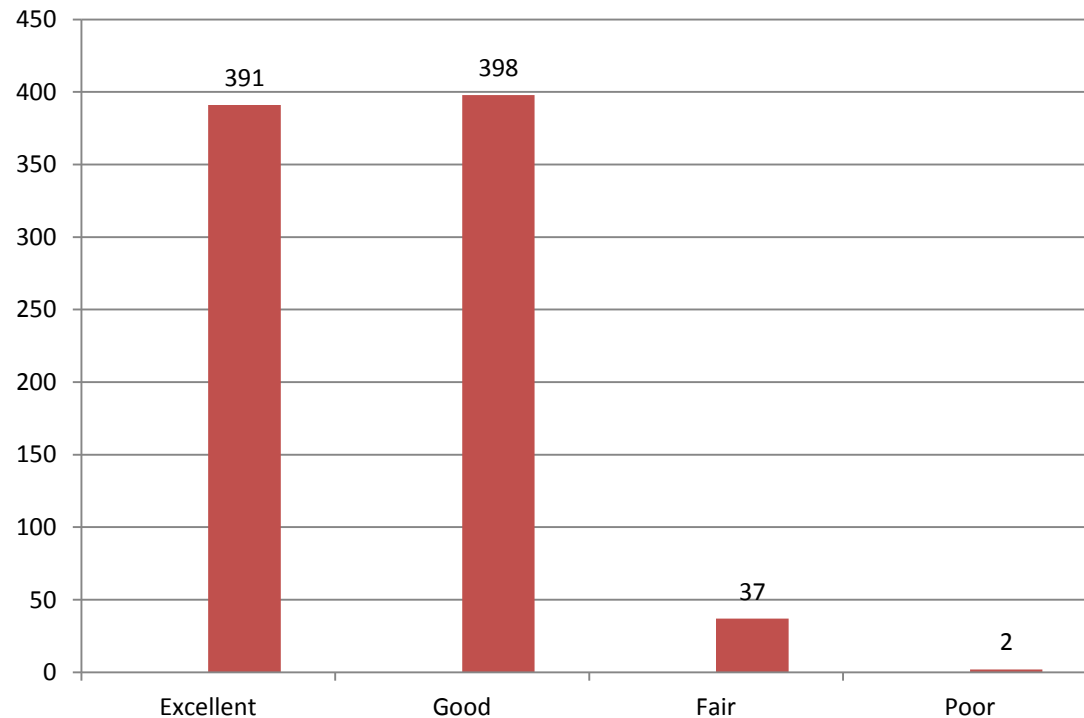
1066 responses were received.  
Of those, 873 were resident responses.

Only resident responses are included in the  
following survey results.



844 residents, or **96.6%**, responded that they, or a member of their household have visited the parks during the past 12 months.

*How would you rate the physical condition of the parks that you have visited?*



# *How would you rate the condition of the following parks and facilities of the Park District of Highland Park?*

**1 = 1=Excellent, 2 = 2, 3 = 3, 4 = 4=Poor, 5 = Have Not Visited**

	<b>1</b>	<b>2</b>	<b>3</b>	<b>4</b>	<b>5</b>
Hidden Creek AquaPark	213 26%	234 29%	42 5%	2 0%	330 40%
Sunset Valley Golf Course	106 13%	146 18%	34 4%	3 0%	532 65%
West Ridge Center	112 14%	237 29%	133 16%	17 2%	322 39%
Deer Creek Courts	104 13%	133 16%	33 4%	2 0%	549 67%
Centennial Ice Arena	84 10%	251 31%	87 11%	18 2%	381 46%
Heller Nature Center	280 34%	187 23%	16 2%	2 0%	336 41%
Recreation Center of Highland Park	397 48%	237 29%	31 4%	3 0%	153 19%
Sunset Woods Park	343 42%	248 30%	36 4%	5 1%	189 23%
Larry Fink Memorial Park	213 26%	224 27%	41 5%	7 1%	336 41%
Danny Cuniff Park	143 17%	197 24%	41 5%	5 1%	435 53%

# *How important are the following outdoor recreational amenities to you and members of your household?*

1 = 1=Very Important, 2 = 2, 3 = 3, 4 = 4=Not Important

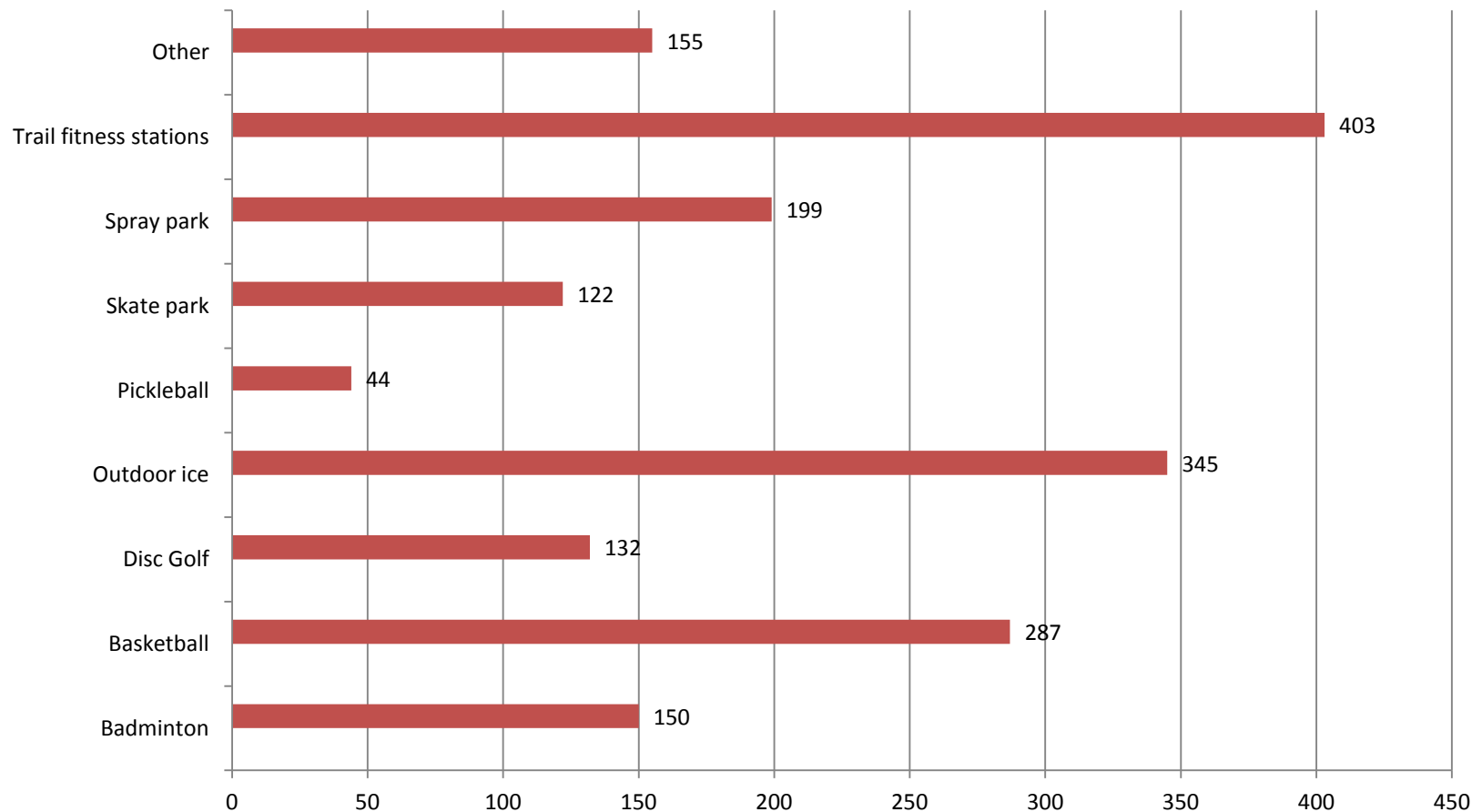
	1	2	3	4
Baseball/softball fields	159 20%	175 22%	132 16%	345 43%
Golf course	253 31%	131 16%	94 12%	333 41%
Lakefront parks	556 69%	173 21%	42 5%	40 5%
Multi-use athletic fields (soccer, lacrosse, football, field hockey)	243 30%	239 29%	95 12%	234 29%
Neighborhood parks/playgrounds	531 65%	185 23%	48 6%	47 6%
Outdoor swimming pool/water park	384 47%	204 25%	97 12%	126 16%
Park shelters/picnic areas	219 27%	270 33%	182 22%	140 17%
Passive natural areas	384 47%	268 33%	96 12%	63 8%
Tennis courts	183 23%	203 25%	165 20%	260 32%
Walking/biking trails	558 69%	178 22%	43 5%	32 4%

*Of the outdoor recreational amenities that you noted as important, how well are your needs currently being met?*

**1 = 100% Met, 2 = 75% Met, 3 = 50% Met, 4 = 25% Met, 5 = 0% Met, 6 = No Need**

	<b>1</b>	<b>2</b>	<b>3</b>	<b>4</b>	<b>5</b>	<b>6</b>
Baseball/softball fields	180 23%	113 14%	32 4%	7 1%	2 0%	446 57%
Golf course	227 29%	118 15%	47 6%	8 1%	3 0%	377 48%
Lakefront parks	173 22%	250 32%	182 23%	94 12%	17 2%	64 8%
Multi-use athletic fields (soccer, lacrosse, football, field hockey)	175 22%	158 20%	90 12%	17 2%	5 1%	335 43%
Neighborhood parks/playgrounds	350 45%	255 33%	75 10%	16 2%	6 1%	78 10%
Outdoor swimming pool/water park	296 38%	200 26%	74 9%	25 3%	10 1%	175 22%
Park shelters/picnic areas	278 36%	185 24%	75 10%	19 2%	5 1%	218 28%
Passive natural areas	307 39%	228 29%	96 12%	27 3%	5 1%	117 15%
Tennis courts	208 27%	135 17%	39 5%	19 2%	6 1%	373 48%
Walking/biking trails	269 34%	281 36%	133 17%	44 6%	8 1%	45 6%

*Which of the following outdoor amenities do you, or would you or members of your household enjoy?*



# *How important are the following indoor facility amenities to you and members of your household?*

**1 = 1=Very Important, 2 = 2, 3 = 3, 4 = 4=Not Important**

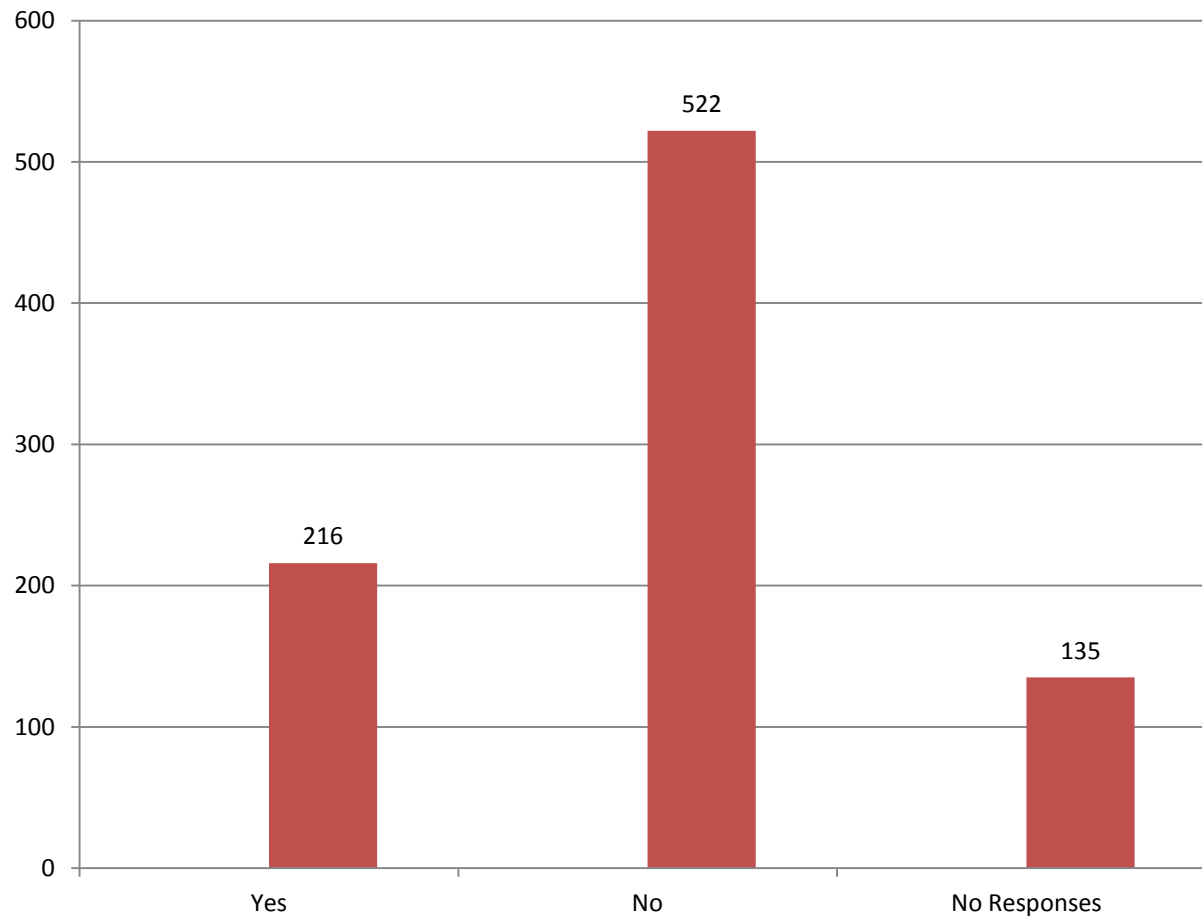
	<b>1</b>	<b>2</b>	<b>3</b>	<b>4</b>
Indoor banquet/party facilities	100 13%	199 26%	184 24%	283 37%
Indoor basketball/volleyball courts	154 20%	185 24%	133 17%	294 38%
Indoor cultural arts facilities	200 26%	264 34%	143 19%	159 21%
Indoor fitness and exercise facilities	465 61%	195 25%	45 6%	61 8%
Indoor gymnastics area	167 22%	138 18%	136 18%	325 42%
Indoor ice arena	231 30%	165 22%	121 16%	249 33%
Indoor multi-use athletic fields	185 24%	187 24%	119 16%	275 36%
Indoor running/walking track	391 51%	192 25%	92 12%	91 12%
Indoor swimming pool/leisure and lap lanes	338 44%	191 25%	99 13%	138 18%
Indoor tennis courts	173 23%	149 19%	122 16%	322 42%

*Of the indoor facility amenities that you noted as important, how well are your needs currently being met?*

**1 = 100% Met, 2 = 75% Met, 3 = 50% Met, 4 = 25% Met, 5 = 0% Met, 6 = No Need**

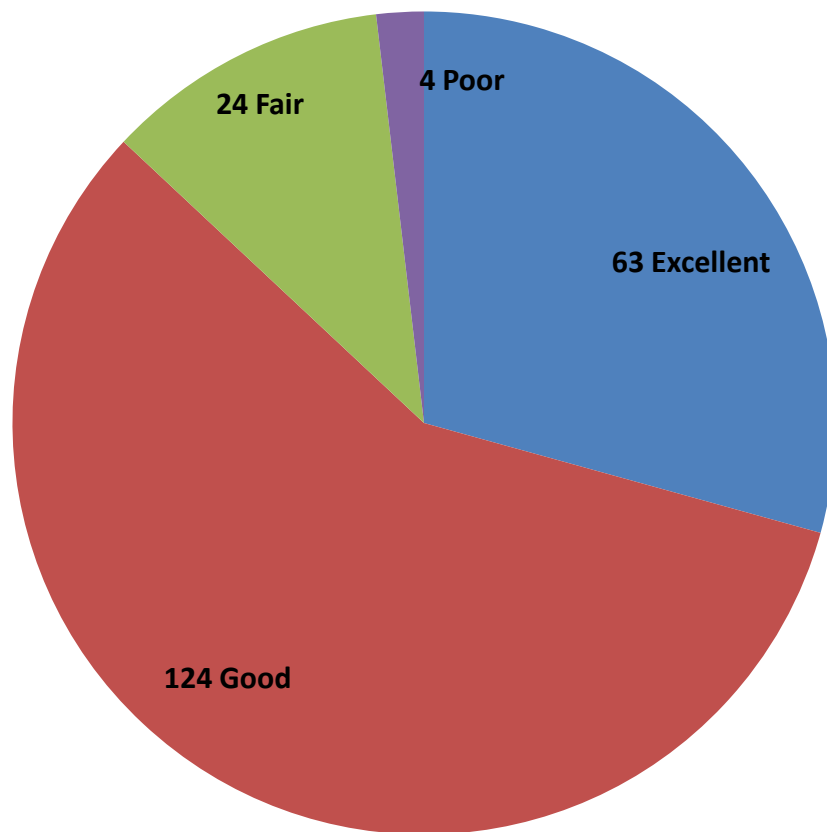
	<b>1</b>	<b>2</b>	<b>3</b>	<b>4</b>	<b>5</b>	<b>6</b>
Indoor banquet/party facilities	175 24%	126 17%	71 10%	27 4%	7 1%	333 45%
Indoor basketball/volleyball courts	168 23%	136 18%	63 9%	19 3%	10 1%	343 46%
Indoor cultural arts facilities	165 22%	176 24%	99 13%	36 5%	30 4%	233 32%
Indoor fitness and exercise facilities	304 41%	227 31%	81 11%	23 3%	12 2%	92 12%
Indoor gymnastics area	145 20%	100 14%	63 9%	21 3%	8 1%	402 54%
Indoor ice arena	220 30%	138 19%	68 9%	21 3%	6 1%	286 39%
Indoor multi-use athletic fields	115 16%	109 15%	97 13%	35 5%	36 5%	347 47%
Indoor running/walking track	293 40%	187 25%	92 12%	34 5%	10 1%	123 17%
Indoor swimming pool/leisure and lap lanes	233 32%	174 24%	86 12%	29 4%	19 3%	198 27%
Indoor tennis courts	174 24%	113 15%	42 6%	18 2%	9 1%	383 52%

*Have you or a member of your household participated in any competitive sports programs offered by the Park District of Highland Park during the past 12 months?*

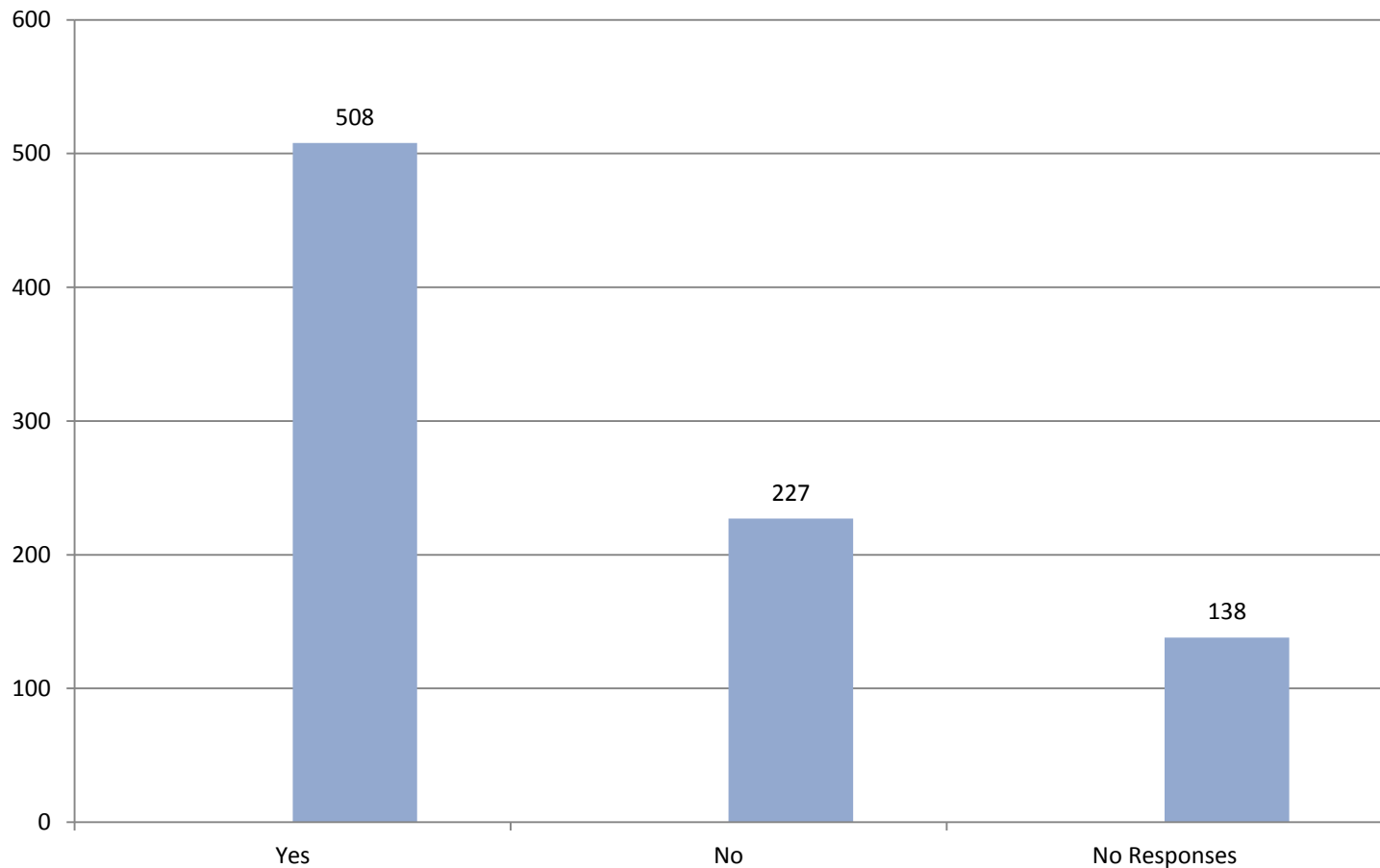




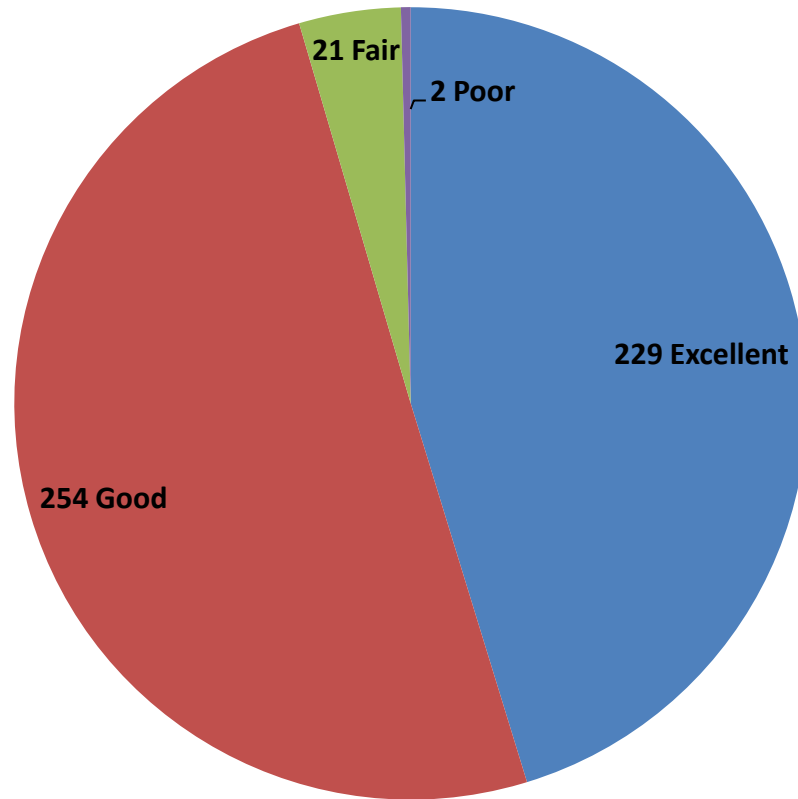
*How would you rate the overall quality of the program?*



*Have you or a member of your household participated in any recreational programs offered by the Park District of Highland Park during the past 12 months?*



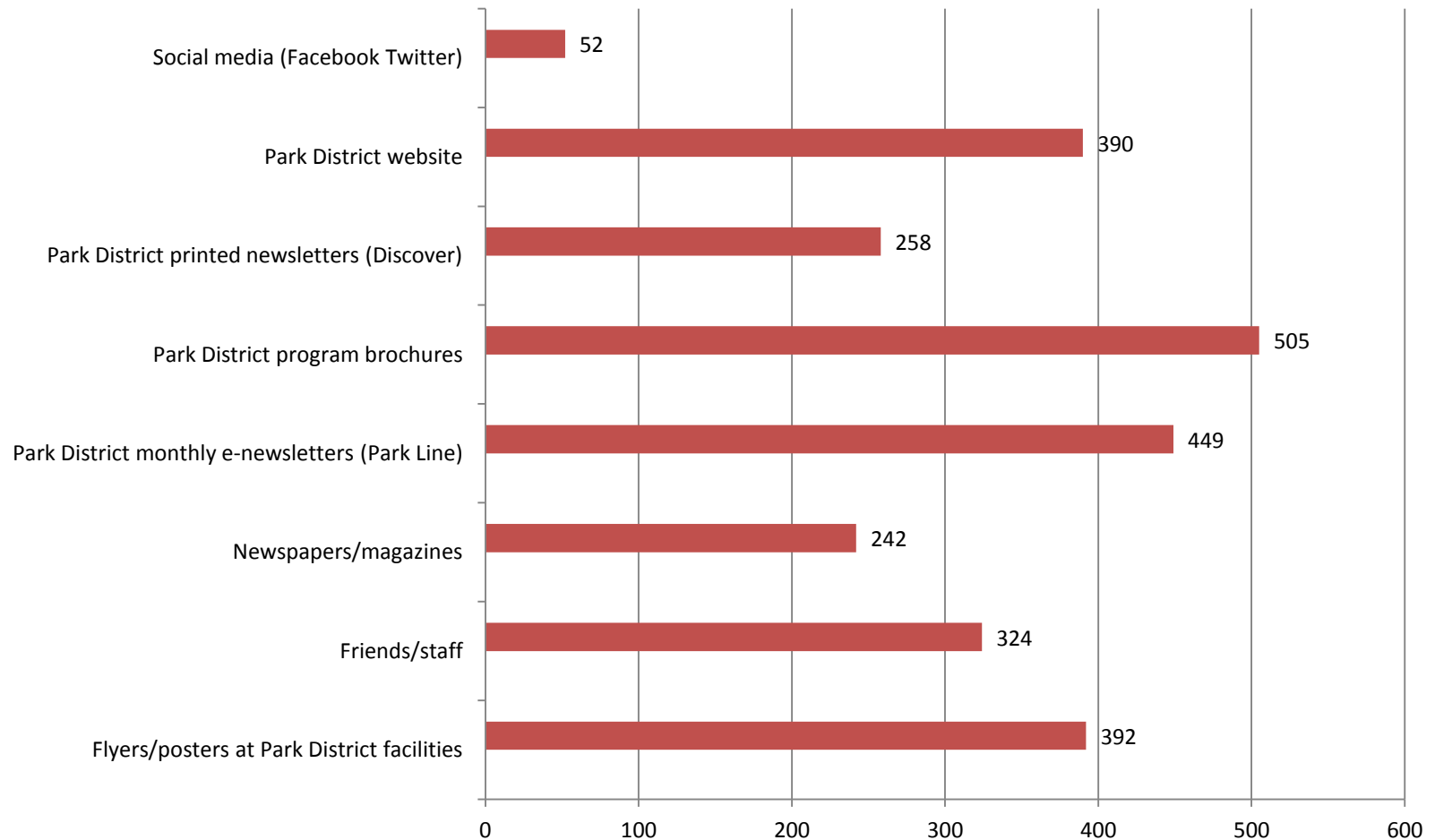
*How would you rate the overall quality of the program?*



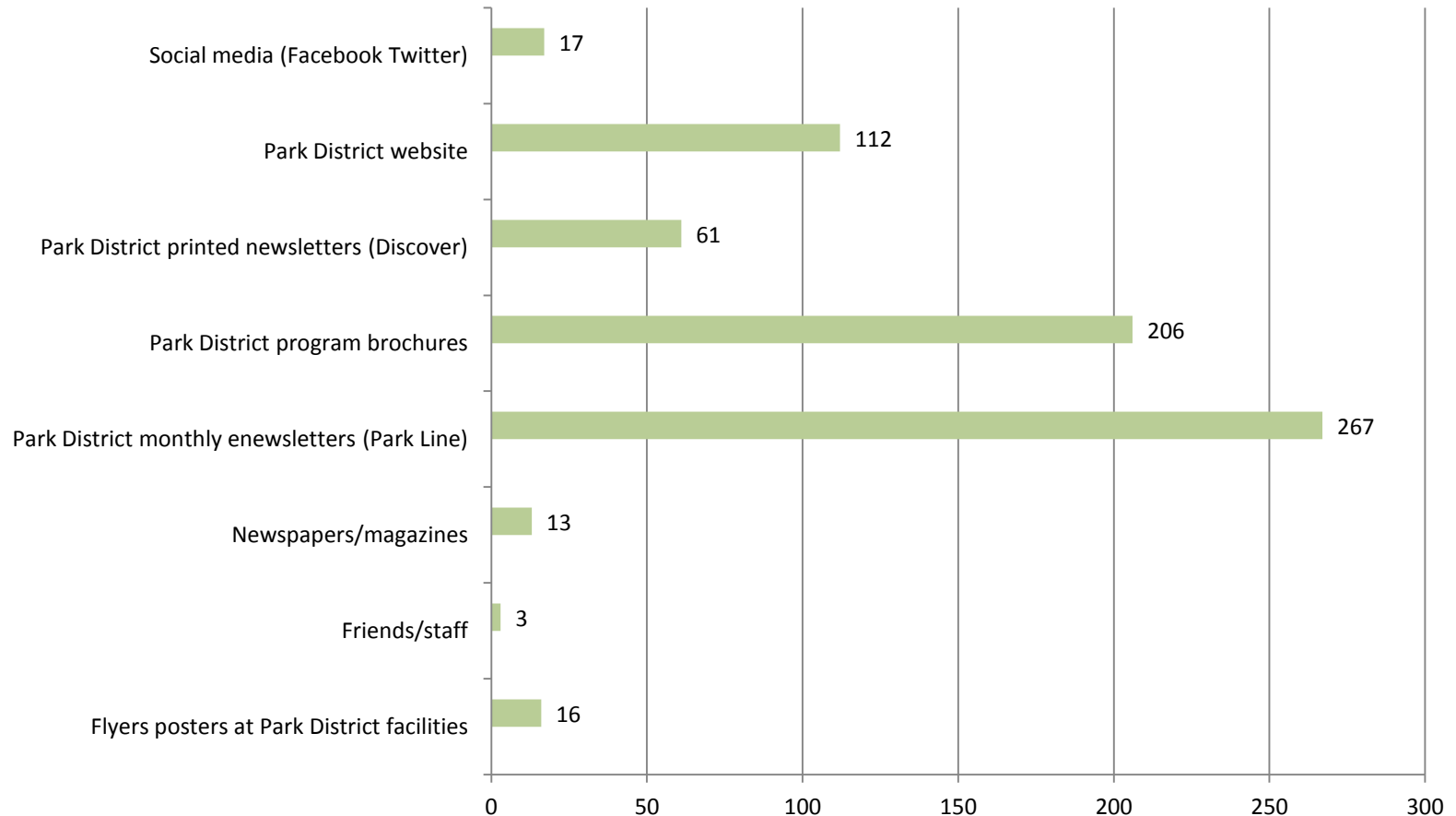
*Please select any reasons below that prevent you or other members of your household from using parks, recreation and sports facilities, or programs of the Park District of Highland Park.*

No reasons, I am pleased	386	53.9%
Program or facility not offered	98	13.6%
Facilities lack the right equipment	51	7.1%
Lack of quality programs	60	8.3%
Too far from our residence	16	2.2%
Program times not convenient	153	21.3%
Use facilities in other cities	49	6.8%
Fees too high	149	20.8%
Poor customer service	27	3.7%
I do not know what is being offered	34	4.7%
Registration for programs is difficult	21	2.9%
Facilities not well maintained	31	4.3%

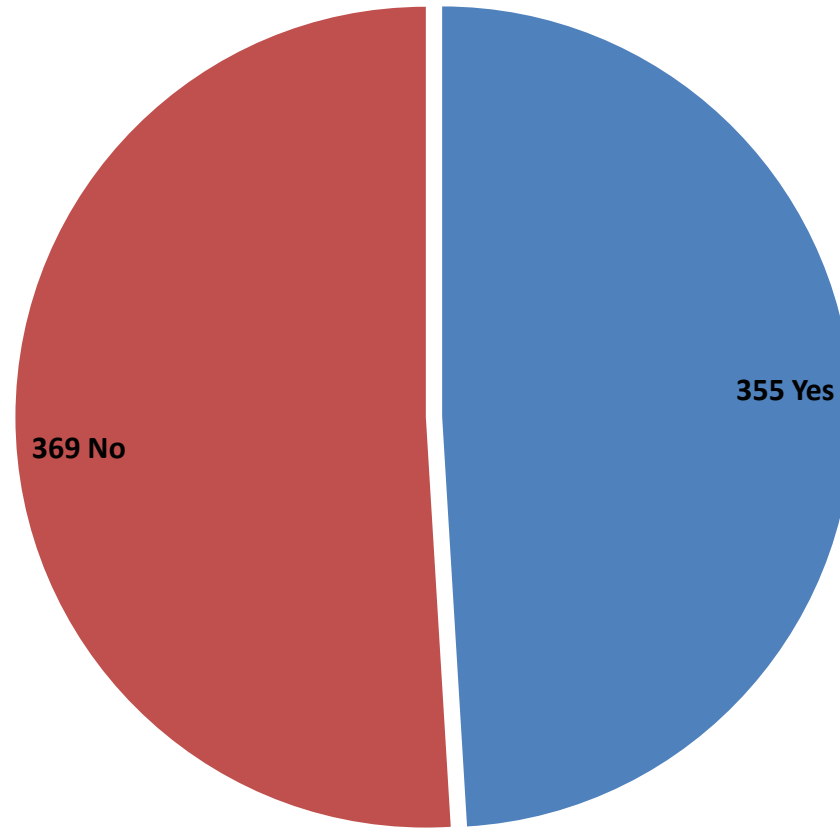
*Please select ALL of the ways that you learn about the Park District of Highland Park's programs and events.*



*If you had to choose just one way to receive information on Park District of Highland Park programs and events, what would you choose?*



*Do you or a member of your household have a need for youth programming?*



*Please indicate how important the following youth program areas are to you and members of your household.*

1 = 1=Very Important, 2 = 2, 3 = 3, 4 = 4=Not Important				
	1	2	3	4
Before and After school program	123 35%	65 19%	32 9%	131 37%
Nature/environmental programs	128 36%	107 30%	53 15%	63 18%
Preschool programs	88 25%	30 9%	17 5%	216 62%
Programs for teens	99 28%	86 25%	31 9%	135 38%
Programs for tweens (grades 5-7)	102 29%	90 26%	27 8%	132 38%
Special events	131 37%	113 32%	54 15%	53 15%
Summer camps	164 47%	72 21%	42 12%	73 21%
Youth art, dance, performing arts	133 38%	90 26%	55 16%	73 21%
Youth fitness and wellness programs	194 55%	76 22%	41 12%	40 11%
Youth sports	239 68%	60 17%	21 6%	31 9%



*Of the youth programs that you noted as being important, how well are your needs currently being met?*

**1 = 100% Met, 2 = 75% Met, 3 = 50% Met, 4 = 25% Met, 5 = 0% Met, 6 = No Need**

	<b>1</b>	<b>2</b>	<b>3</b>	<b>4</b>	<b>5</b>	<b>6</b>
Before and After school program	33 9%	54 16%	38 11%	19 5%	31 9%	173 50%
Nature/environmental programs	92 26%	102 29%	40 11%	19 5%	10 3%	85 24%
Preschool programs	38 11%	39 11%	24 7%	10 3%	14 4%	223 64%
Programs for teens	27 8%	34 10%	41 12%	20 6%	27 8%	199 57%
Programs for tweens (grades 5-7)	28 8%	53 15%	39 11%	20 6%	20 6%	188 54%
Special events	86 25%	88 25%	55 16%	25 7%	8 2%	86 25%
Summer camps	82 24%	78 22%	36 10%	23 7%	26 7%	103 30%
Youth art, dance, performing arts	60 17%	87 25%	46 13%	20 6%	16 5%	119 34%
Youth fitness and wellness programs	60 17%	81 23%	61 18%	38 11%	28 8%	80 23%
Youth sports	85 24%	111 32%	47 14%	25 7%	11 3%	69 20%

*Please indicate how important the following adult program areas are to you and members of your household.*

**1 = 1=Very Important, 2 = 2, 3 = 3, 4 = 4=Not Important**

	<b>1</b>	<b>2</b>	<b>3</b>	<b>4</b>
Adult art, dance, performing arts	104 15%	114 16%	102 14%	389 55%
Adult fitness and wellness programs	387 55%	168 24%	53 7%	101 14%
Adult only special events	86 12%	122 17%	139 20%	362 51%
Adult sports programs	115 16%	144 20%	116 16%	334 47%
Golf lessons/leagues	100 14%	125 18%	97 14%	387 55%
Nature/environmental programs	149 21%	183 26%	143 20%	234 33%
Senior programs	97 14%	102 14%	78 11%	432 61%
Tennis leagues and lessons	93 13%	87 12%	89 13%	440 62%
Water fitness programs	109 15%	129 18%	103 15%	368 52%

*Of the adult program areas that you noted as being important, how well is the Park District of Highland Park currently meeting your needs?*

**1 = 100% Met, 2 = 75% Met, 3 = 50% Met, 4 = 25% Met, 5 = 0% Met, 6 = No Need**

	<b>1</b>	<b>2</b>	<b>3</b>	<b>4</b>	<b>5</b>	<b>6</b>
Adult art, dance, performing arts	83 12%	77 11%	71 10%	43 6%	28 4%	403 57%
Adult fitness and wellness programs	168 24%	211 30%	111 16%	48 7%	23 3%	144 20%
Adult only special events	67 10%	81 11%	74 10%	38 5%	32 5%	413 59%
Adult sports programs	69 10%	83 12%	76 11%	49 7%	27 4%	401 57%
Golf lessons/leagues	78 11%	82 12%	63 9%	31 4%	13 2%	438 62%
Nature/environmental programs	118 17%	141 20%	99 14%	35 5%	15 2%	297 42%
Senior programs	58 8%	59 8%	59 8%	29 4%	14 2%	486 69%
Tennis lessons/leagues	75 11%	72 10%	48 7%	23 3%	18 3%	469 67%
Water fitness programs	85 12%	86 12%	64 9%	38 5%	23 3%	409 58%

*Big question! Understanding that the Park District is developing a ten-year master plan, select the top three major actions that you think should be included.*

Develop and upgrade neighborhood parks	170	24.2%
Develop an indoor sports complex for baseball, soccer, etc.	145	20.6%
Develop an outdoor sports complex for baseball, soccer, etc.	68	9.6%
Develop banquet facilities	34	4.8%
Expand and connect walking/biking trails	409	58.2%
Expand and enhance Centennial gymnastics facilities	69	9.8%
Expand and enhance Centennial Ice Arena	78	11.1%
Expand and enhance Deer Creek Courts (tennis)	42	5.9%
Expand and enhance Heller Nature Center	137	19.5%
Expand and enhance Hidden Creek AquaPark	149	21.2%
Upgrade and enhance Park Avenue Boating Facility	101	14.3%
Expand and enhance the Recreation Center of Highland Park	226	32.1%
Expand and enhance Sunset Valley Golf Course	121	17.2%
Expand and improve passive natural areas	129	18.3%
Upgrade and enhance athletic fields (baseball, soccer, football, lacrosse)	80	11.3%
Upgrade or replace West Ridge Center as a space for programs	160	22.7%
Other (Listed on following page)	58	8.2%

## *Other-responses to big question*

Improve beaches like Lake Forest or Glencoe  
Beach front area and access to Lake Michigan walking paths  
Reasonably priced access recreation center fitness  
Just maintain what we have without trying to make this Disneyworld  
Upgrade beaches  
Dog friendly areas  
Swimming beach improvements  
Enhance lakefront parks  
Beaches  
Beach  
Beaches  
Beach facilities  
Beaches !!!  
Highland Park Country Club  
Be an advocate sustainability and natural resources  
9 hole golf course  
Add year round racquetball  
Second sledding area  
Senior Center upgrade  
Senior Center  
Expand adult art programs  
Upgrade skate park  
Highland Park Country Club

Maintain services at current level  
Gun range and archery range  
Maintain existing facilities  
Softball  
Maintain current excellent facilities and improve Rosewood  
Senior events  
Larger dog park  
Expand and enhance beach and water activities like fishing!  
Improve Highland Park Golf Course  
Optimize lakefront use  
More childcare options  
None are particularly important to me  
More indoor swim lap lanes  
Less is more. I do not think that there is a need for any facility enlargement  
#1: Upgrade the Beach!  
Lakefront  
Recreation Center with sauna/steam room and swimming pool  
Rosewood Beach Facilities  
Beach Front Development  
Rosewood Beach

6 respondents-Lower taxes and reduce spending

*Of your three choices above, which do you feel is the most important?*

Develop and upgrade neighborhood parks

Will tally and fill in

Develop an indoor sports complex for baseball, soccer, etc.

Develop an outdoor sports complex for baseball, soccer, etc.

Develop banquet facilities

Expand and connect walking/biking trails

Expand and enhance Centennial gymnastics facilities

Expand and enhance Centennial Ice Arena

Expand and enhance Deer Creek Courts (tennis)

Expand and enhance Heller Nature Center

Expand and enhance Hidden Creek AquaPark

Upgrade and enhance Park Avenue Boating Facility

Expand and enhance the Recreation Center of Highland Park

Expand and enhance Sunset Valley Golf Course

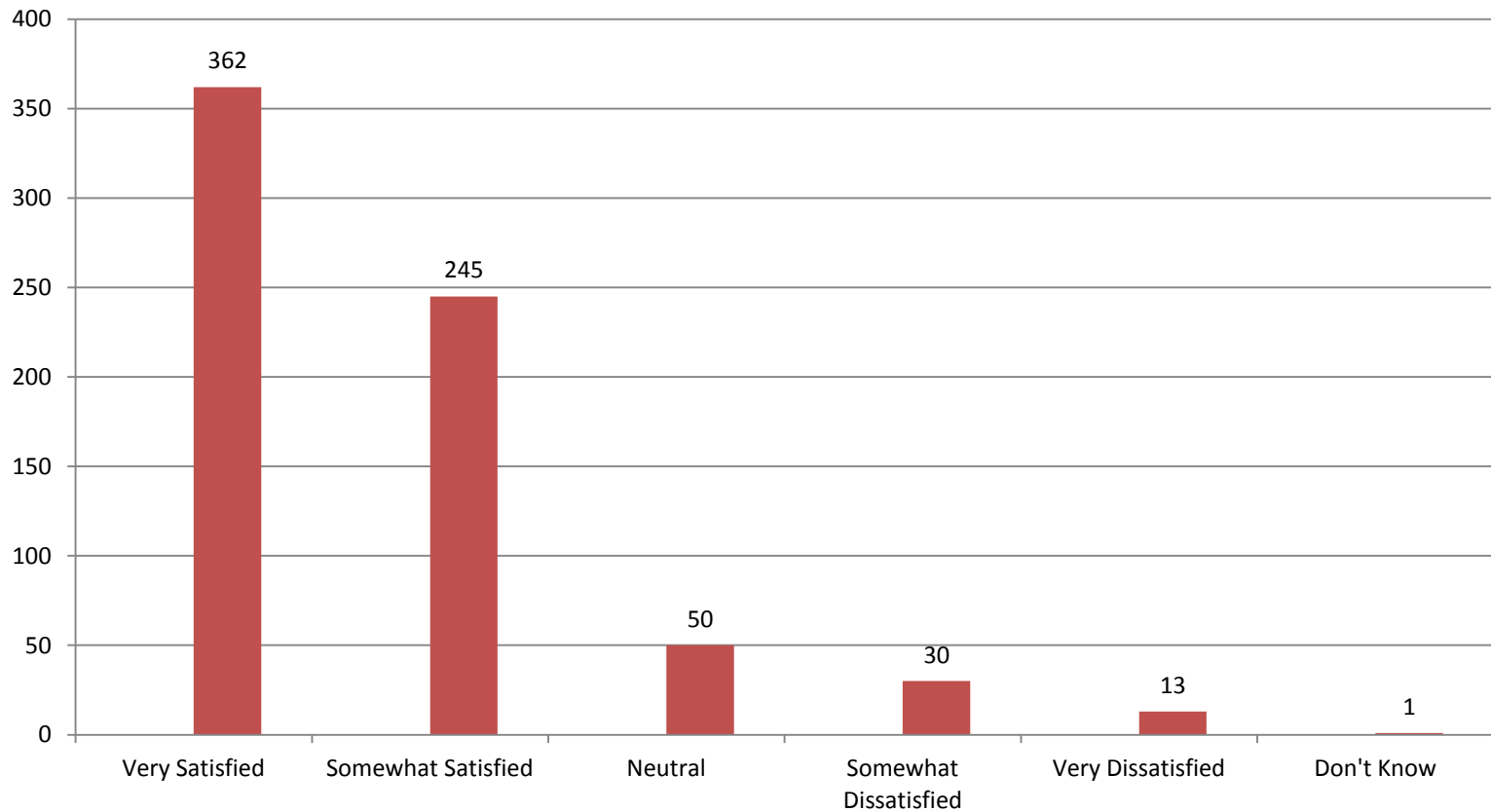
Expand and improve passive natural areas

Upgrade and enhance athletic fields (baseball, soccer, football, lacrosse)

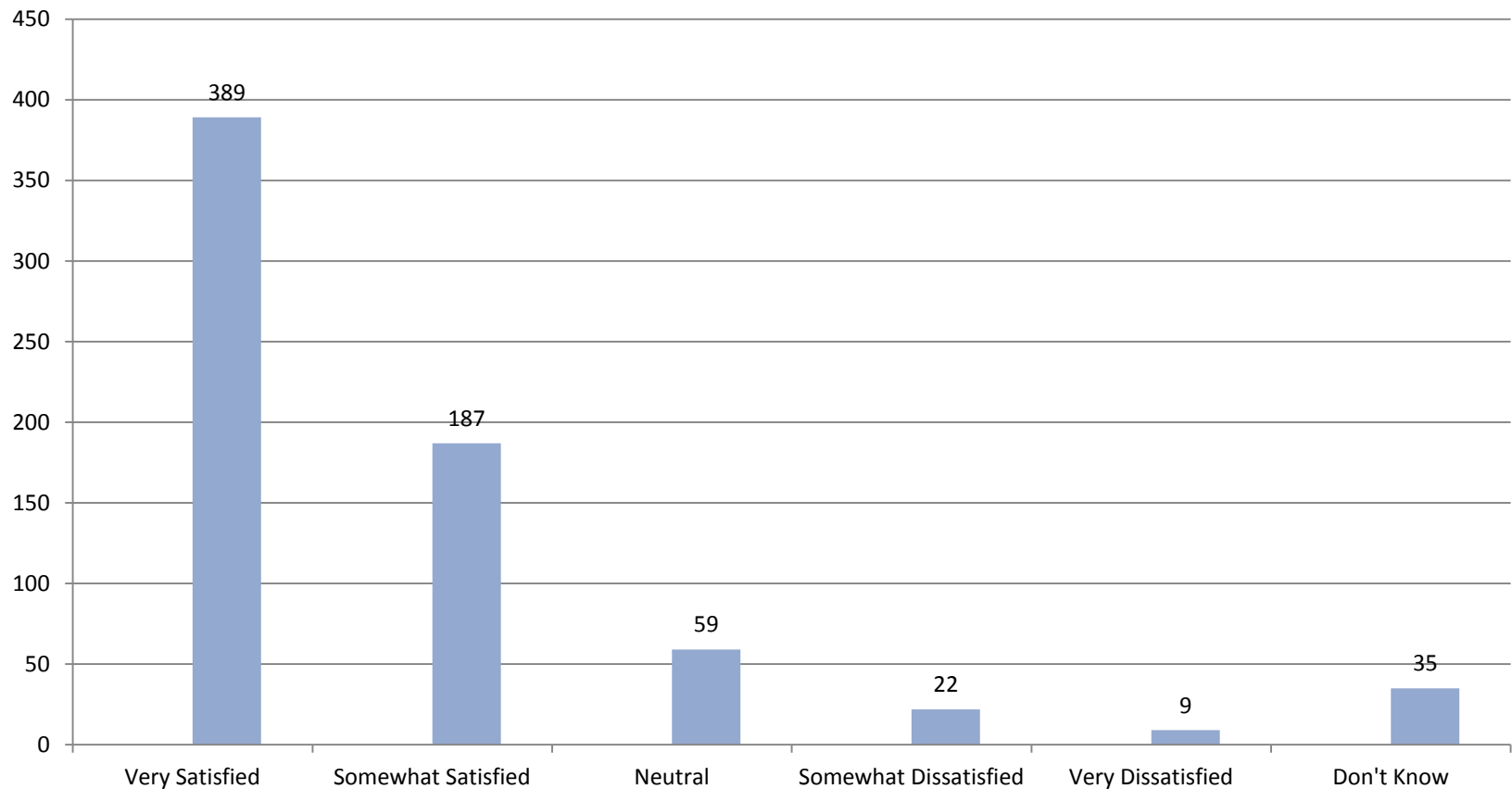
Upgrade or replace West Ridge Center as a space for programs

Other (Listed on following page)

*Please indicate your overall level of satisfaction with the Park District of Highland Park.*



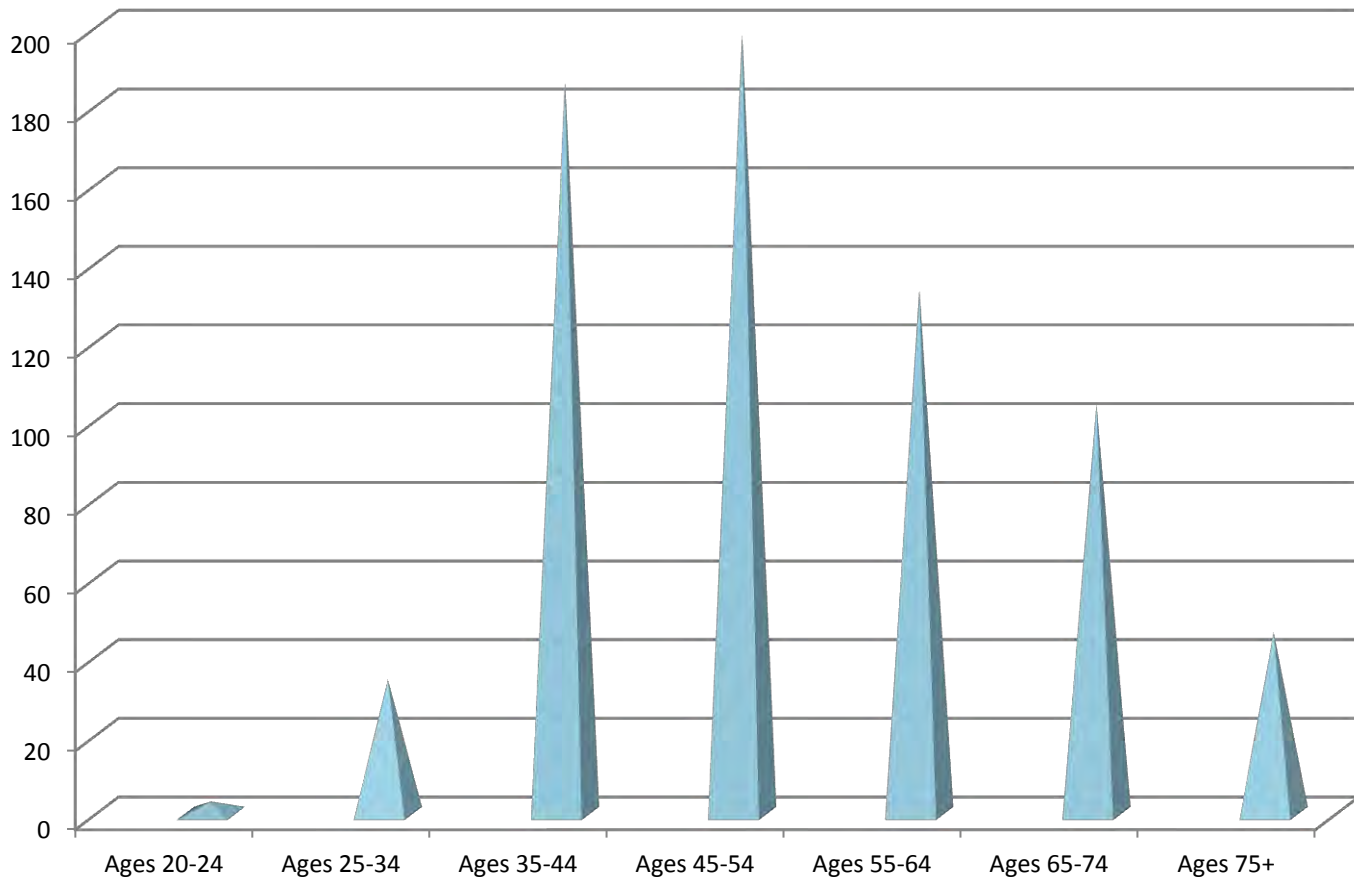
*Please indicate your level of satisfaction with the customer service your household receives from the Park District of Highland Park.*



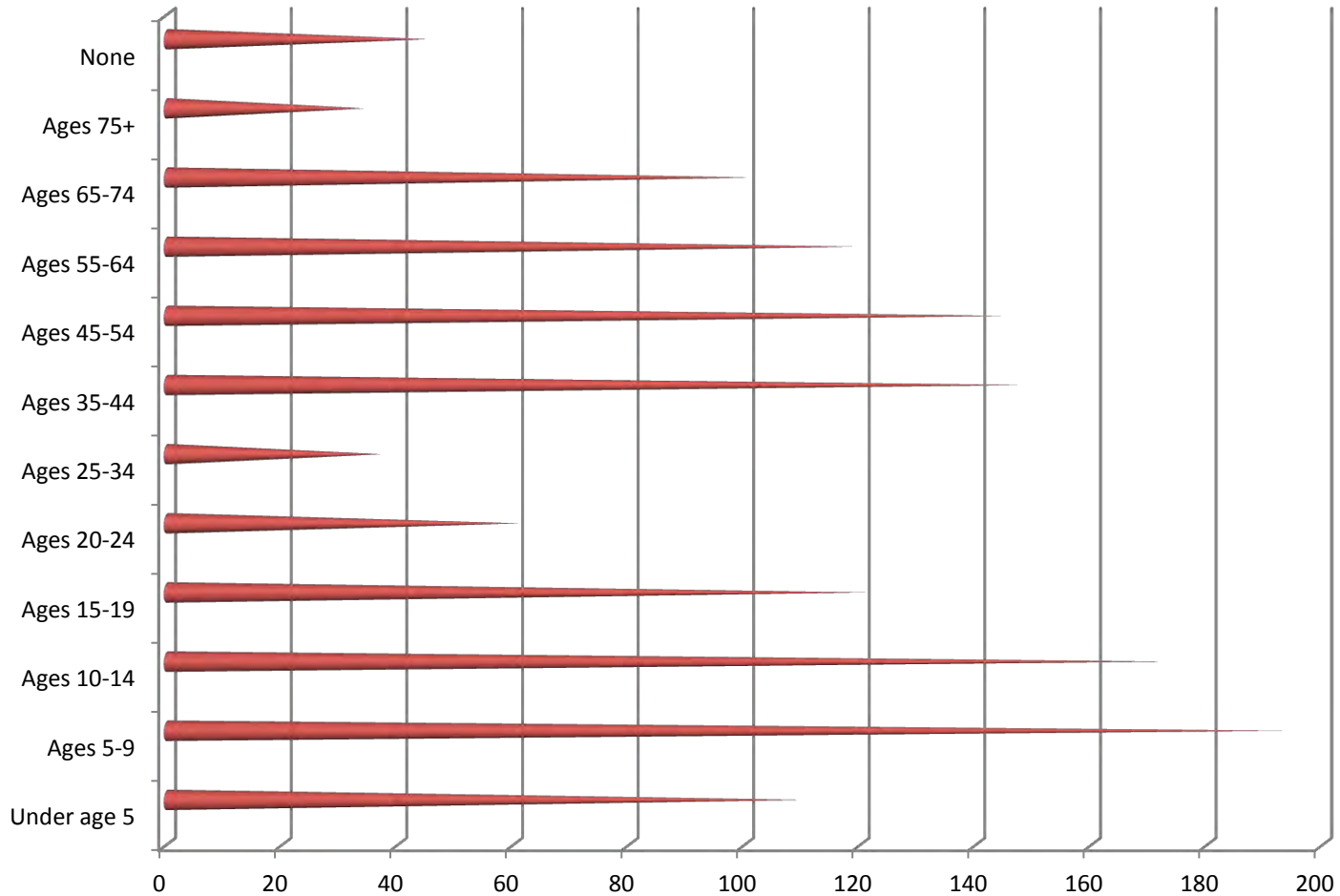


# Demographics

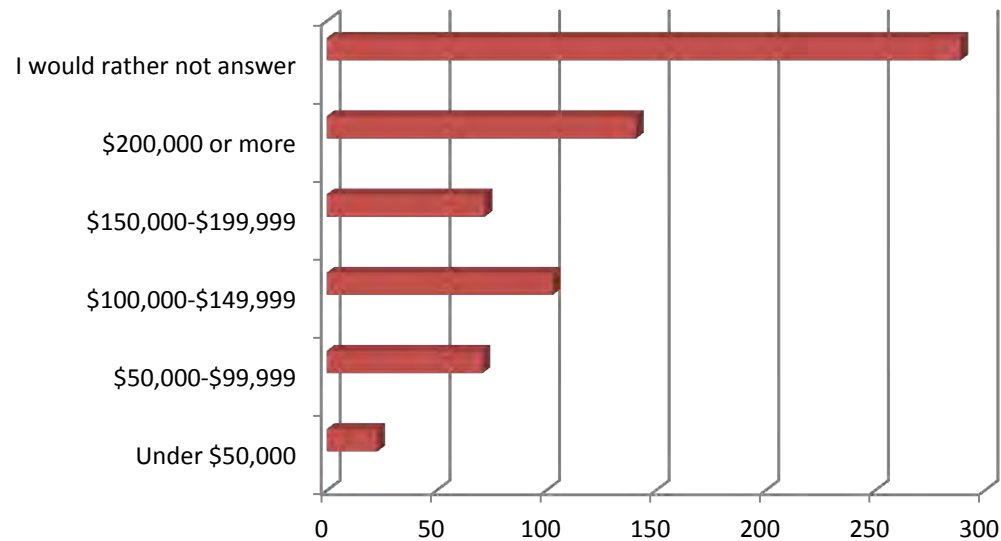
## *Age range of survey respondents*



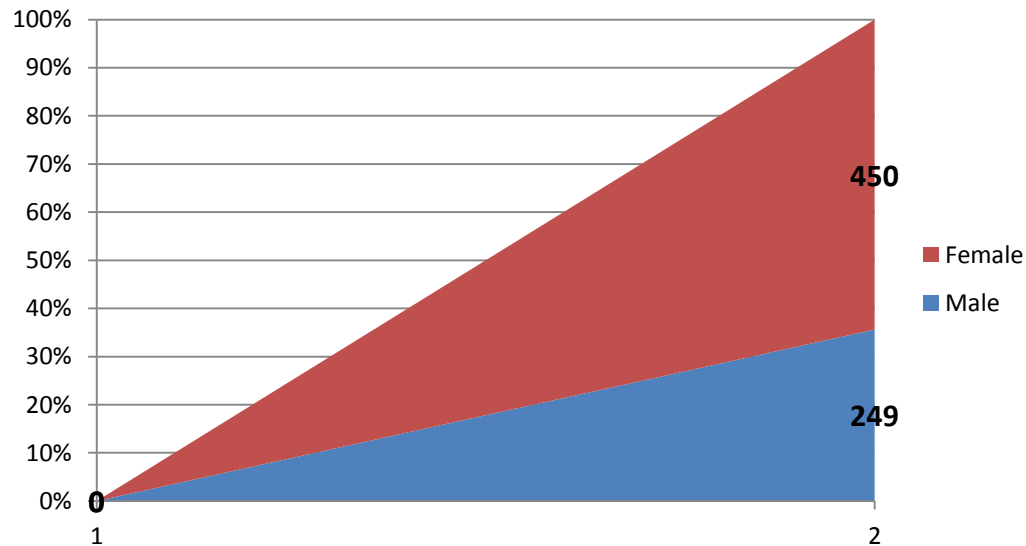
## *Age range of additional household members*



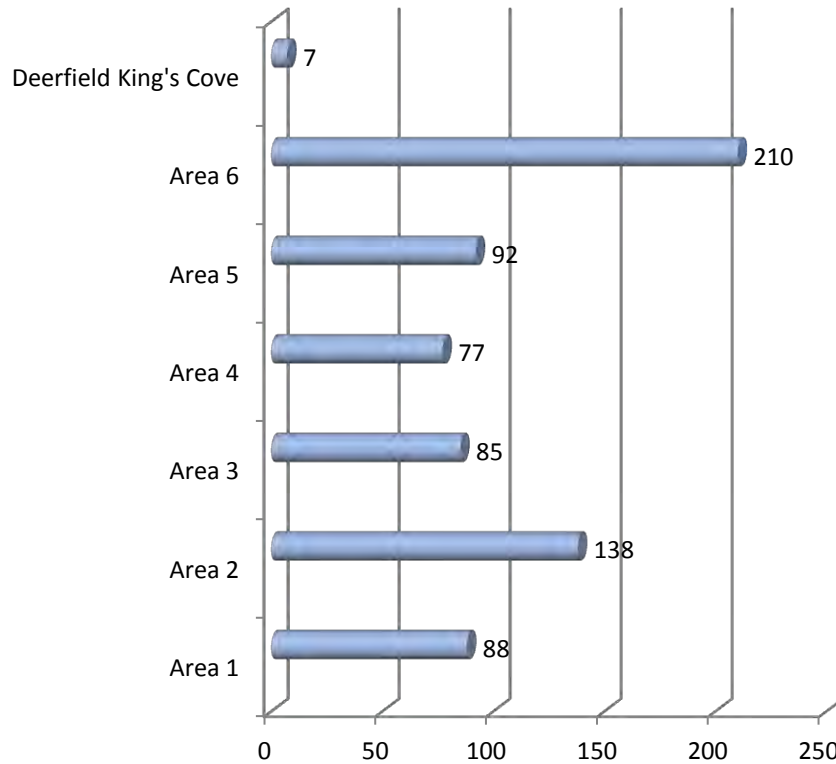
## Household income



## Gender of survey respondent



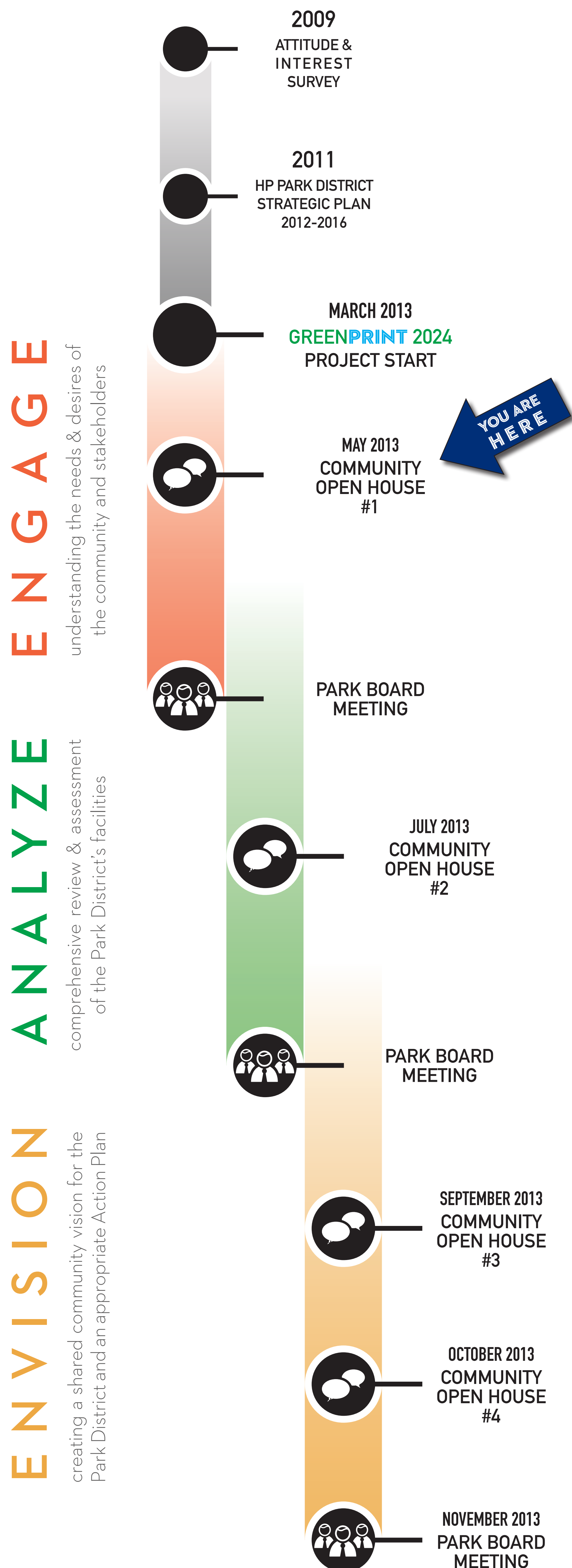
## *Area of residency*



# GREENPRINT 2024

A Community Vision for the Park District of Highland Park

## PROJECT TIMELINE



The Park District of Highland Park is developing **GREENPRINT 2024**, a comprehensive plan that will establish a clear set of goals, policies and standards for the next 10 years for the Park District's open space, trails, recreation facilities and program development.

## THE PARK DISTRICT'S MISSION

to *enrich community life* through *healthy* leisure pursuits and an appreciation of the *natural world*.

## THE PARK DISTRICT'S VISION

To provide extraordinary experiences in parks and recreation, consistently exceeding the public's expectations, while:

- Inspiring environmental stewardship and education
- Using nimble decision-making and creative solutions
- Creating a harmonious workplace with passionate, forward-thinking staff that share true camaraderie
- Enriching the quality of life for our community

website: [www.plan4pdhp.com](http://www.plan4pdhp.com)

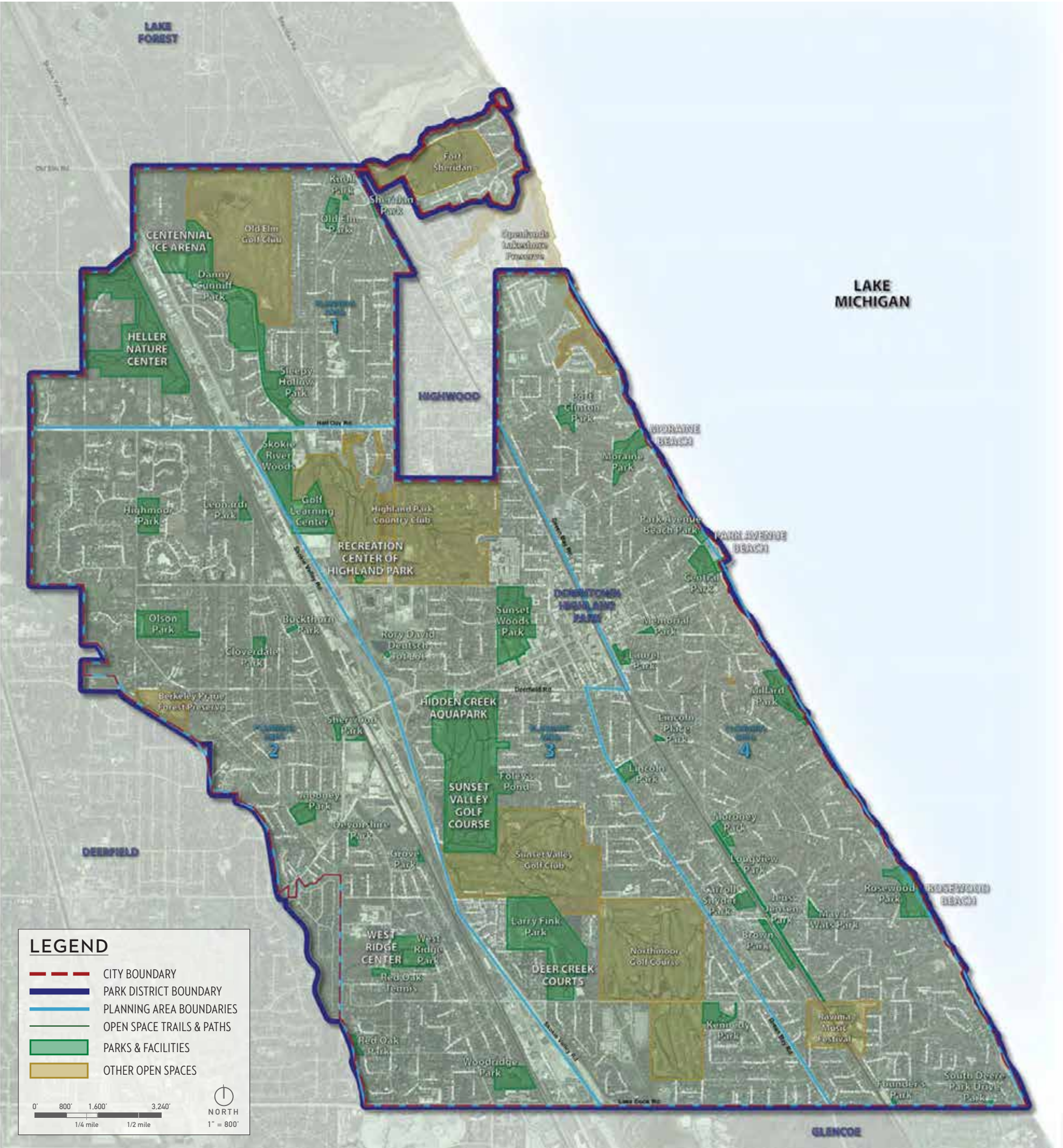
facebook: <https://www.facebook.com/plan4pdhp>

twitter: <https://twitter.com/plan4pdhp>



# GREENPRINT 2024

A Community Vision for the Park District of Highland Park

















# GREENPRINT 2024

A Community Vision for the Park District of Highland Park

## STATION #1

### RECREATIONAL OPPORTUNITIES

1. Please take a look at the list of existing recreational opportunities offered by the Park District of Highland Park.
2. Place green dots next to the opportunities that you feel the Park District is best suited to provide. (Ones that serve the community and support the District's Mission and Vision)
3. Place red dots next to recreational opportunities that you feel the Park District is not suited to provide. (Ones that do not serve the community or don't support the District's Mission and Vision, or ones that are already provided by outside organizations or businesses)
4. If you feel there are new activities or services that the Park District should offer, please write them on the note pad provided.

# GREENPRINT 2024

## A Community Vision for the Park District of Highland Park

### EXISTING RECREATIONAL OPPORTUNITIES

#### Art

- Art Classes
- Art Programs
- Ceramics Classes
- Dance Classes
- Dance Recital

#### Athletics/Team Sports

- Youth House Leagues:
  - Baseball/T-Ball
  - Basketball
  - Flag Football
  - Lacrosse
  - Field Hockey
  - Girls Softball
  - Wrestling
- Youth Travel Leagues:
  - Baseball
  - B/G Basketball
  - Tackle Football
  - Girls Fast-Pitch Softball
  - Field Hockey
- Adult Athletic Leagues:
  - Men’s 12” Softball
  - Men’s 16” Softball
  - Womens 14” Softball
  - NOVA Highschool 16” Softball
  - College Prep 16” Softball
  - Flag Football
- Camps/Clinics
  - Baseball
  - Softball
  - Basketball
  - Non-Contact Football
  - Lacrosse
  - Field Hockey

#### Camps

- Before & After Care
- Early Childhood & Kindergarten
- Variety Camps
- Creative Camps
- Nature Camps
- Sports Camps
- End-of-Summer Mini Camps

#### Early Childhood Programs

- Heller Center Early Childhood Programs
- Early childhood play & motor skill development classes
- Early childhood educational classes and programs

#### Fitness

- Group Exercise Classes – Aquatic
- Group Exercise Classes – Aerobic
- Personal Training
- Open Gym

#### Golf

- Tee Times
- Lessons – private
- Lessons – semi-private

#### Gymnastics

- Open Gym
- Tumbling
- Gymnastics

#### Ice Skating

- Public Skating
- Freestyle, Moves & Ice Dance
- Skating Lessons
- Hockey Classes
- Hockey Leagues

#### Lakefront

- Beach Access
- Boat Launch

#### Music

- Kindermusik Village Program
- Our Time Program

#### Nature

- Interpretive Center
- Heller Center One-Day Programs
- Heller Center After School Programs

#### Special Events

#### Swimming

- Free Swim, Lap Swim, Family Swim
- Personal Training
- Swimming Lessons

#### Tennis/Racquetball

- Racquetball – Free Play
- Racquetball – Leagues
- Tennis – Free Play
- Tennis – Lessons
- Tennis – Leagues
- Tennis Tournaments

#### Variety

- Mad Science
- Skateboarding
- Circus Arts – Bareback Horse Riding
- Aerial Arts Skills
- Fencing
- Karate
- Taekwondo



# GREENPRINT 2024

A Community Vision for the Park District of Highland Park

## STATION #2

### LEVEL OF SERVICE

1. On the ballot, list the recreational programs or activities offered by the Park District that you or a member of your family participate in. Use the map and list to help jog your memory.
2. Rate the functionality of the facility associated with each program/activity. (Not the condition of the facility, but whether it is appropriate for the program/activity - ample space, correct equipment, lighting, parking, etc.)
3. Rate the effectiveness of the staff associated with each program. (Are they helpful? Do they understand the users needs?)

# GREENPRINT 2024

A Community Vision for the Park District of Highland Park

## STATION #3

### CONDITION OF FACILITIES

1. Review the facilities map for the Park District of Highland Park.
2. Place one of the blue dots on any facility that you feel is outdated or in fair to poor condition.
3. Feel free to use the ballots to provide additional insight or detail.

# GREENPRINT 2024

A Community Vision for the Park District of Highland Park

## STATION #4

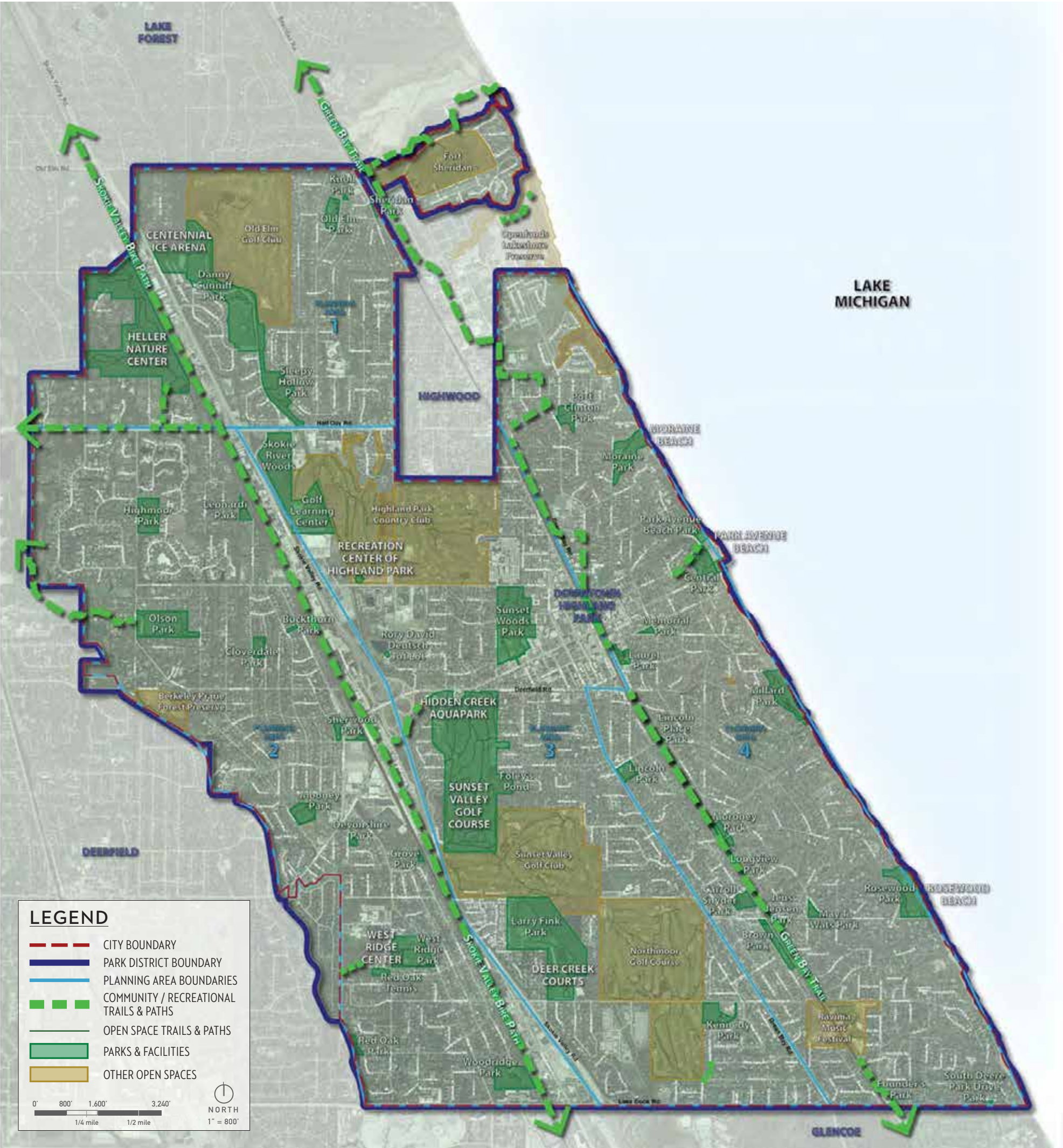
### CONNECTIVITY AND ACCESS

1. Review the map that shows community trails and paths as well as the Park District of Highland Park facilities.
2. Using a green marker, please draw any pedestrian connections you feel are missing.
3. Using a blue marker, please draw any bicycle connections you feel are missing.
4. Using a red marker, please mark any roadway or parking issues you feel are present.
5. Place yellow dots on the map at locations (intersections, driveways, etc.) that you feel are conflict points.
6. Feel free to use the ballots provided to provide additional insight or detail.



# GREENPRINT 2024

A Community Vision for the Park District of Highland Park





# GREENPRINT 2024

A Community Vision for the Park District of Highland Park

## STATION #5

### ENVIRONMENT AND SUSTAINABILITY

1. Review the Draft Environmental Policy Statement developed by the Park District.
2. Use the ballots to identify any environmental or sustainability issues or goals you feel the Park District should be aware of.



# GREENPRINT 2024

## A Community Vision for the Park District of Highland Park

### Park District of Highland Park Environmental Policy - DRAFT

**Statement of Philosophy:** It is the intent of the District to assume a leadership role in establishing and following policies and practices within the District and throughout our community that promote a healthy environment and enhance our quality of life. The District will endeavor to:

- 1. Design, develop and maintain parks and facilities in a manner that enhances and protects the environment, wildlife and human health through the wise use of resources; minimizing impact on soil, air and water quality; reducing waste; limiting use of hazardous substances and serving to inform the community about sound environmental practices.
- 2. Promote the acquisition, protection and preservation of open space, habitat and local watersheds. Protect, enhance and interpret the historic and natural resources of the District.
- 3. Encourage purchasing practices and habits of use that emphasize renewable resources, explore alternative sources of energy and focus on the reduction of waste and also water and energy use.
- 4. Function as a role model within the community through individual and organizational action as well as public education.
- 5. Continually assess the impact of our operations on the environment in order to make improvements. Stay abreast of new technologies that advance leadership in environmental stewardship.

**Environmental Principles:** The following four principles will guide our practices and decisions as we continue to develop environmental action plans.

- **Reduce Waste** such as paper and plastic trash; construction debris; and food and yard waste, through implementation of the three R's: **Reduce, Reuse and Recycle** throughout our parks, facilities and programs.
- **Use Resources Wisely** through conservation of natural and manmade resources such as soil, water, electricity, fossil fuels and the materials produced from them.
- **Protect the Earth** by minimizing use of toxic and/or hazardous substances and maximizing efforts to make a healthier world for people, plants and animals.
- **Share What We Know** by building and maintaining partnerships with a broad range of public and private agencies; educating and informing our staff, patrons and community at large; using new technologies that allow us to work together more efficiently; and staying current on developments in environmental practice.

**Environmental Practices:** The District will employ the following practices in support of our environmental principles.

- ☐ **Reduce Waste:** Reduce, Reuse and Recycle
  - 1. Considering durability and impact in addition to price when selecting products.
  - 2. Purchasing recycled products with the maximum amount of post consumer recycled material practicable
  - 3. Providing collection bins for plastic, glass, and aluminum in conjunction with waste containers at all parks and facilities.
  - 4. Eliminating the use of single use products such as Styrofoam cups, paper plates, plastic cutlery, and bottled water whenever possible.
  - 5. Ensuring that all printing uses recycled paper identified as such.
  - 6. Minimizing copying by conveying documents digitally, if possible. Using both sides of paper sheets whenever practicable.
  - 7. Providing collection bins for paper in all offices.
  - 8. Composting all leaves, grass and other landscape materials.
  - 9. Recycling of trees and branches as wood chips and firewood.
  - 10. Recycling used motor oil.
  - 11. Recycling batteries, cellular telephones, printer cartridges and electronic equipment that cannot be resold as surplus.
  - 12. Donating unclaimed lost and found, surplus sports equipment, surplus District clothing and similar items to charitable organizations for reuse.

- ☐ **Use Resources Wisely:** Conserve Soil, Water, Energy and Materials
  - 1. Installing energy saving and resource conserving devices, such as occupancy sensors and low flow water fixtures in all facilities.
  - 2. Using the most energy efficient equipment (e.g. vehicles, HVAC equipment, appliances) that meet requirements and are competitively priced when lifespan operating and maintenance costs are taken into consideration.
  - 3. Monitoring and limiting irrigation to avoid wasteful use of water.
  - 4. Conserving energy and reducing harmful emissions by prohibiting unnecessary idling of vehicles on District property and by District personnel while on duty.
  - 5. Employing best management practices to prevent erosion and excess stormwater runoff on District and neighboring properties.
  - 6. Conserving electricity by installing energy saving lighting and turning off lights and equipment when not in use.
  - 7. Incorporating green building technologies in new construction or renovations and striving for LEED building certifications.
- ☐ **Protect the Earth:** Minimize Toxic/Hazardous Substances and Protect Natural Communities
  - 1. Practice integrated pest management which eliminates or reduces the District's dependence on pesticides.
  - 2. Favor native plantings in park landscape designs. Minimize management intensive landscapes (e.g. turf grass), where possible.
  - 3. Promote the acquisition, protection, ecological restoration and environmentally sensitive management of open space, important watershed areas and natural habitats.
  - 4. Use products for finishing, furnishing, maintenance and cleaning that are effective and that have the minimum toxic content and chemical hazard potential.
  - 5. Participate in the "Partners for Clean Air" program following all guidelines on designated ozone action days.
  - 6. Comply with the "Smoke Free Illinois Act" prohibiting smoking in a public place or place of employment or within 15 feet of an entrance to a public place or place of employment, unless exempted by the Act. No person may smoke in any vehicle owned, leased, or operated by the state or a political subdivision of the state.
- ☐ **Share What We Know:** Stay Current, Build Partnerships, Educate/Inform, Use New Technologies
  - 1. The District will share information and practices with other organizations and agencies through partnerships, presentations at conferences, publications, etc.
  - 2. The District will provide guidance to vendors and contractors to assist them in complying with this policy.
  - 3. The District will encourage other park districts and affiliated agencies to adopt similar policies and become responsible environmental citizens.
  - 4. The District will participate in community environmental initiatives by representation on the City of Highland Park Natural Resources Commission and related activities.
  - 5. The District will cooperate with local School Districts 112 and 113 and other community organizations in advancing environmental projects.
  - 6. Responsible environmental behavior will be expected of staff and encouraged in patrons.
  - 7. Environmental programming will be offered by the Heller Nature Center and through the District's Natural Areas Volunteer program.

**Other Actions:** The District will set forth and maintain a program of objectives and action steps to support these principles and practices. The District will incorporate positive environmental components in other policies and procedures as appropriate.

- 1. This Environmental Policy will be attached to all bidding documents for all contractors and commercial users engaged in business with the District and they will be required to comply with this policy.
- 2. The District's purchasing practices will favor environmentally preferable products. Environmentally preferable products are those that have a lesser or reduced effect on human health and the environment when compared with competing products that serve the same purpose. This comparison may consider raw material acquisition, production, manufacturing, packaging, distribution, reuse, operation, maintenance or disposal of the product.
- 3. District funds will be placed in environmental responsible investments where returns equivalent to less responsible investments are expected.
- 4. An annual report of the District's environment impact and adherence to this policy shall be prepared and presented to the Park Board, staff and community.



# GREENPRINT 2024

A Community Vision for the Park District of Highland Park

## STATION #6

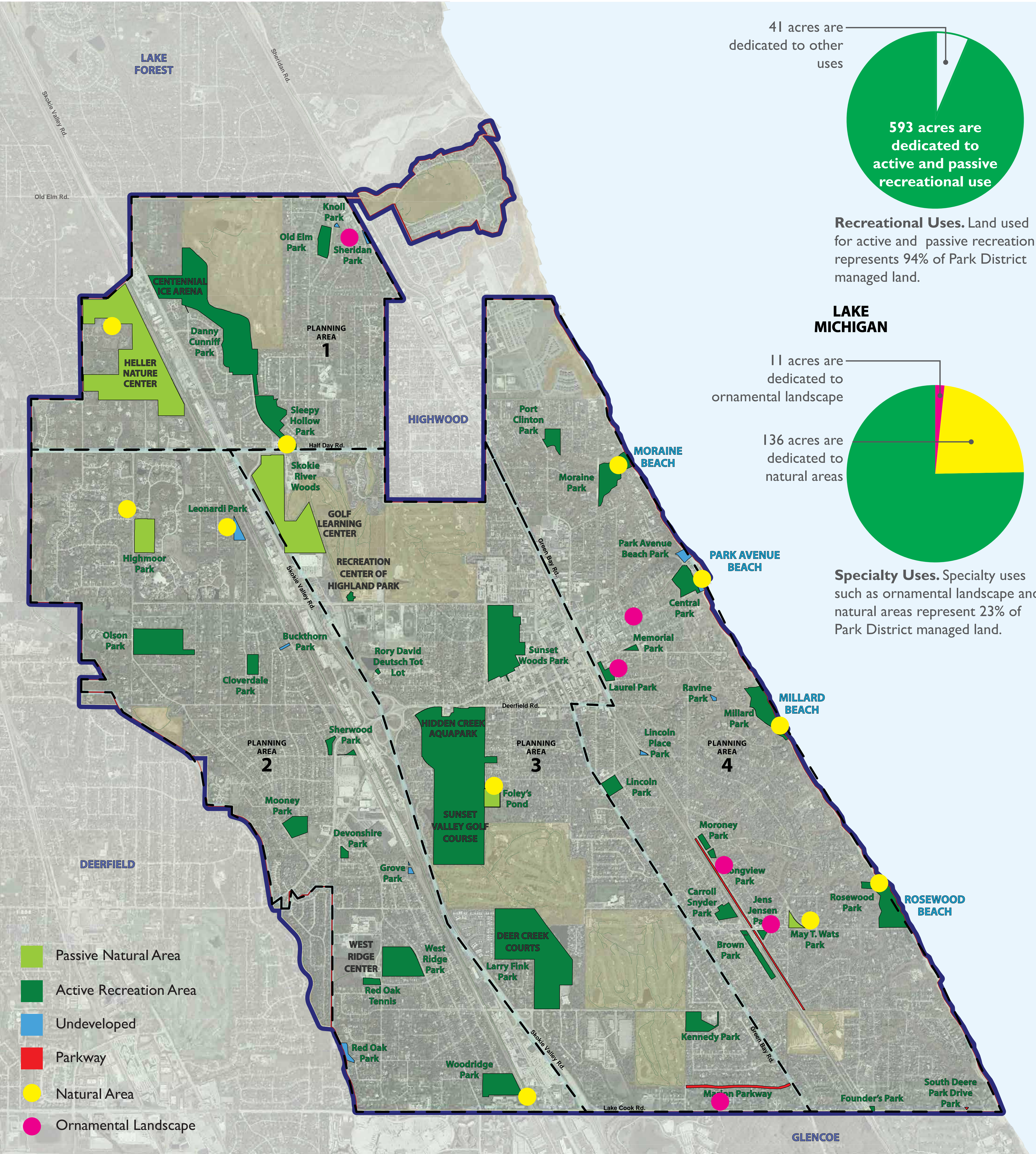
### MARKETING AND PROMOTIONS

1. Use the ballot to rate the effectiveness of the Park District's marketing and promotions activities.
2. Please mark on the ballot your preferred method(s) for receiving information from the Park District.



# DID YOU KNOW?

THE PARK DISTRICT MANAGES 634 ACRES OF PARK LAND



# GREENPRINT 2024

A Community Vision for the Park District of Highland Park

July 25, 2013

pros consulting

PHN Architects

GHA GEWALT HAMILTON ASSOCIATES, INC.

LAKOTA

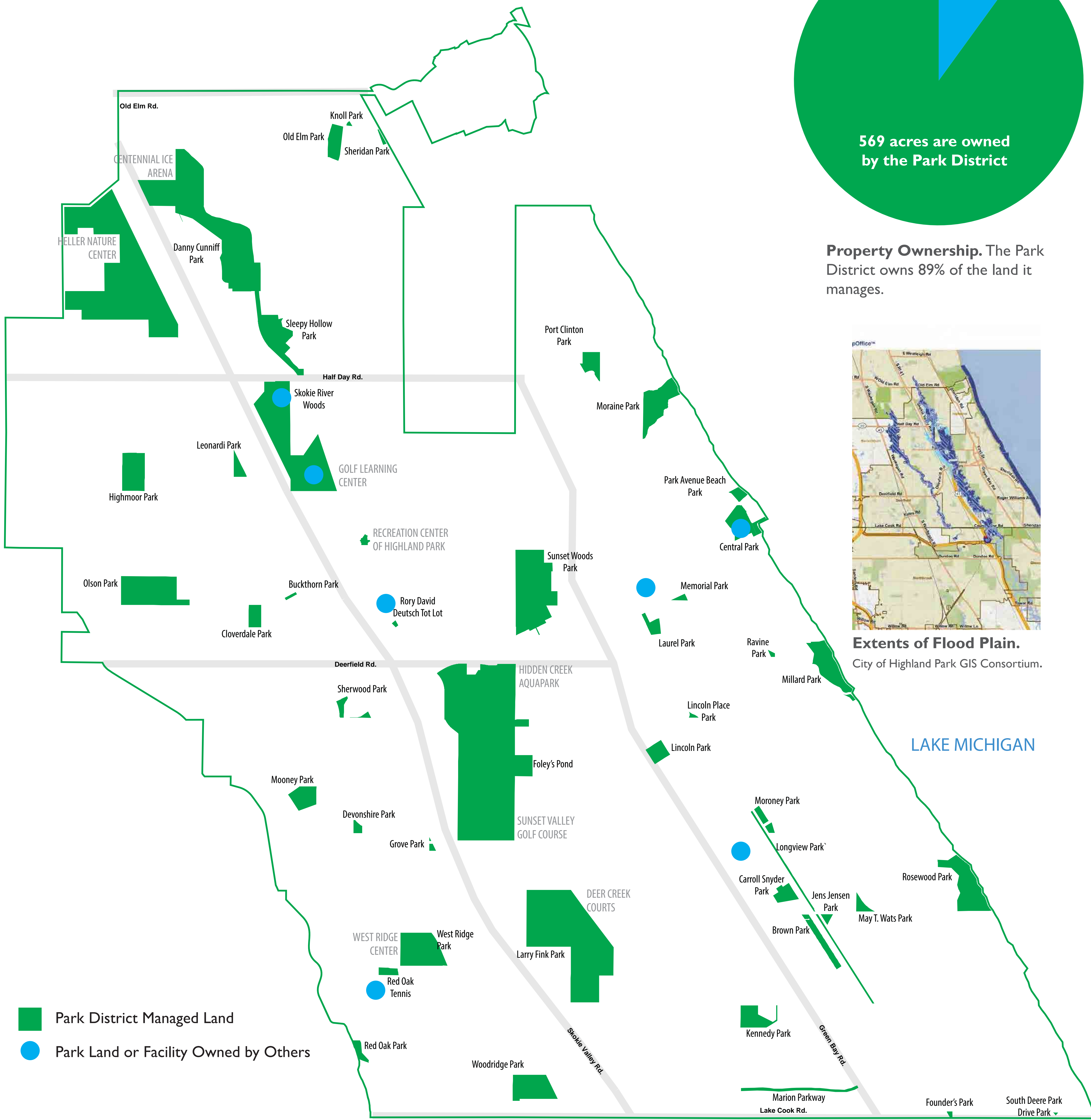




# DID YOU KNOW?

## THE PARK LAND MANAGES OVER 600 ACRES OF PARK LAND

In 2009 **93%** of households visited a Park District park.





# DID YOU KNOW?

## PARK LAND SUPPORTS A WIDE VARIETY OF USES



# GREENPRINT 2024

A Community Vision for the Park District of Highland Park

July 25, 2013



# DID YOU KNOW?

## THE PARK DISTRICT MANAGES 7 MAJOR RECREATION FACILITIES



**35,040 SF**  
**CENTENNIAL ICE ARENA**

USE OF FACILITY: ICE RINK & GYMNASTICS  
LOCATION OF FACILITY: 3100 TRAIL WAY



**12,436 SF**  
**HIDDEN CREEK AQUAPARK**

USE OF FACILITY: POOL & SPLASH PAD  
LOCATION OF FACILITY: 1220 FREDRICKSON PL



**54,880 SF**  
**RECREATION CENTER OF HIGHLAND PARK**

USE OF FACILITY: FITNESS CENTER, INDOOR POOL  
LOCATION OF FACILITY: 1207 PARK AVE WEST



**45,584 SF**  
**WEST RIDGE CENTER**

USE OF FACILITY: INDOOR PLAYGROUND, GYM  
LOCATION OF FACILITY: 636 RIDGE RD



**50,949 SF**  
**DEER CREEK COURTS TENNIS CENTER**

USE OF FACILITY: INDOOR TENNIS & RAQUETBALL  
LOCATION OF FACILITY: 701 DEER CREEK PKWY



**5,782 SF**  
**SUNSET VALLEY GOLF COURSE (CLUBHOUSE)**

USE OF FACILITY: CLUBHOUSE  
LOCATION OF FACILITY: 1390 SUNSET RD



**5,430 SF**  
**HELLER NATURE CENTER**

USE OF FACILITY: INTERPRETIVE CENTER  
LOCATION OF FACILITY: 2821 RIDGE RD

**210,106 TOTAL SF**  
**MAJOR RECREATIONAL FACILITIES**



# DID YOU KNOW?

THE PARK DISTRICT MANAGES A VARIETY OF ACTIVE  
OUTDOOR RECREATION FACILITIES



# GREENPRINT 2024

A Community Vision for the Park District of Highland Park

EXISTING PARK MAP

pros consulting

PHN Architects

GHA GEWALT HAMILTON ASSOCIATES, INC.

LAKOTA

July 25, 2013





# DID YOU KNOW?

THE PARK DISTRICT MANAGES A VARIETY OF PASSIVE  
OUTDOOR RECREATION FACILITIES



# GREENPRINT 2024

A Community Vision for the Park District of Highland Park

EXISTING PARK MAP

pros  
consulting

PHN Architects

GHA GEWALT HAMILTON  
ASSOCIATES, INC.

LAKOTA

July 25, 2013

